



TOP TECH

ALTOCUT-CF Series Two Axes Auto Abrasive Cutter



CF250B

- 7" HMI touch panel
- Two axes cutting: feeding cutting and rocker arm cutting
- Twin joystick control system
- Intelligent variable feeding rate
- Laser alignment
- Suitable for long specimen (auto)
- Electric protective slide door

*Perfect Surface.
Always*



Introduction & Feature

- Suitable for long specimen (auto)
- Application range: automotive, aerospace, manufacturing and research & academic
- Suitable for steel, iron, copper, titanium, aluminum, ceramic, spark plug, sensor and fastener

Touch and multi-function panel

Intuitive panel and high recognition icon on the interface are easy to realize. It also greatly lowers the operation time.

Twin joystick control system

Feeding platform and spindle can be positioned by joystick easily. The speed of joystick is adjustable, and the operation is intuitive and flexible.



Intelligent variable feeding rate

The feeding rate will be adjusted automatically according to the different thickness and hardness of the materials. When the motor overload, the speed will reduce to appropriate value or stop feeding automatically. When the overload reduces, the speed will return to the setting value.

Twin axes cutting: feeding cutting and rocker arm cutting

- The longitudinal movement (X-axis) can be set up to 250mm with feeding cutting.
- The horizontal movement (Y-axis) of right and left can each be moved to 100 mm. (Manual)
- The vertical movement (Z-axis) can be set up to 200mm with rocker arm cutting.

Laser alignment

Machine is equipped with laser alignment. This will help user define the exact position during the operation.




Feeding clutch/ Feeding hand-wheel

Quick switch between manual and auto mode makes the operation convenient. The feeding rate can be control by hand-wheel under the manual mode.



LED

Cutting chamber which is illuminated by powerful LED makes it easy to observe the cutting process.




Electric protective hood

The hood is controlled by electricity without manpower. Safety sensor design avoids the dangerous during the operation.


Long specimen cutting

Feed door design allows the long specimen cutting by Z axis (rocker arm cutting). Anti-splash curtain avoids the splash of the coolant during the cutting process.



Feeding platform with horizontal movement function (manual)

Feeding platform with right and left separated each movement can be moved to 100mm. The operation will be easy through horizontal movement and laser alignment.



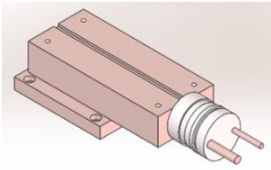
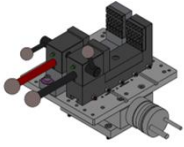


Lubricant system for lead screw

Auto lubricator expands the lifespan of the Z axis by regular lubrication.

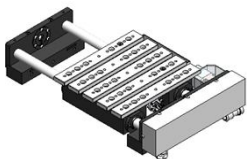
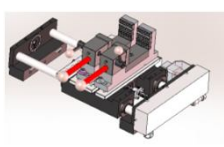
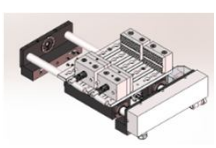
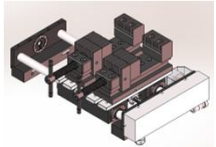


Feeding Platform & Vise (Optional)


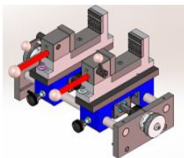


➤ Horizontal movement _ manual type (100mm)

CF250A02-0101	Order no. and description	Specification	Picture
	CF250B06-01A Quick clamping vise set (standard)	Max. clamping capacity 100mmX90mm(DxH) Vise width 50mm 3HP Max. cutting capacity \varnothing 70mm 5HP Max. cutting capacity \varnothing 90mm	
	CF250B06-01B Separated lead screw vise set	Max. clamping capacity 110mmx90mm(DxH) Vise width 88mm 3HP Max. cutting capacity \varnothing 70mm 5HP Max. cutting capacity \varnothing 90mm	
	CF250B06-01C Lead screw vise set (long type)	Max. clamping capacity 120mmX90mm(DxH) Vise width 80mm 3HP Max. cutting capacity \varnothing 70mm 5HP Max. cutting capacity \varnothing 90mm	

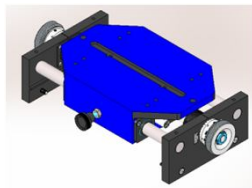
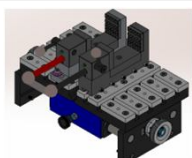

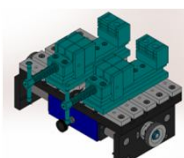
➤ Horizontal movement _ auto type (120mm)

CF250B07A Platform Dimension 238mmX200mm(WxD) T slot 12mm	Order no. and description	Specification	Picture
	CF250B06-02A Quick clamping vise set	Max. clamping capacity 100mmX90mm(DxH) Vise width 50mm 3HP Max. cutting capacity \varnothing 70mm 5HP Max. cutting capacity \varnothing 90mm	
	CF250B06-02B Separated lead screw vise set	Max. clamping capacity 110mmx90mm(DxH) Vise width 88mm 3HP Max. cutting capacity \varnothing 70mm 5HP Max. cutting capacity \varnothing 90mm	
	CF250B06-02C Lead screw vise set (long type)	Max. clamping capacity 120mmX90mm(DxH) Vise width 80mm 3HP Max. cutting capacity \varnothing 70mm 5HP Max. cutting capacity \varnothing 90mm	





➤ Separated right and left horizontal movement _ manual type (each side 100mm)

CF250A02-06	Order no. and description	Specification	Picture
	CF250B06-03A Quick clamping vise set	Max. clamping capacity 100mmX90mm(DxH) Vise width 50mm 3HP Max. cutting capacity \varnothing 70mm 5HP Max. cutting capacity \varnothing 90mm	
	CF250B06-03B Separated lead screw vise set	Max. clamping capacity 110mmx90mm(DxH) Vise width 88mm 3HP Max. cutting capacity \varnothing 70mm 5HP Max. cutting capacity \varnothing 90mm	
	CF250B06-03C Lead screw vise set (long type)	Max. clamping capacity 120mmX90mm(DxH) Vise width 80mm 3HP Max. cutting capacity \varnothing 70mm 5HP Max. cutting capacity \varnothing 90mm	

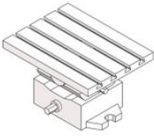
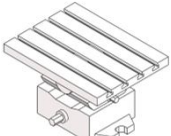
➤ Horizontal movement _ manual type (100mm)

CF250A02-15 Platform Dimension 238mmX400mm(WxD) T slot 12mm	Order no. and description	Specification	Picture
	CF250B06-04A Quick clamping vise set	Max. clamping capacity 100mmX90mm(DxH) Vise width 50mm 3HP Max. cutting capacity \varnothing 70mm 5HP Max. cutting capacity \varnothing 90mm	
	CF250B06-04B Separated lead screw vise set	Max. clamping capacity 110mmx90mm(DxH) Vise width 88mm 3HP Max. cutting capacity \varnothing 70mm 5HP Max. cutting capacity \varnothing 90mm	
	CF250B06-04C Lead screw vise set (long type)	Max. clamping capacity 120mmX90mm(DxH) Vise width 80mm 3HP Max. cutting capacity \varnothing 70mm 5HP Max. cutting capacity \varnothing 90mm	

➤ Horizontal movement _ manual type (100mm) + 360° rotational platform

CF250A02-15 Platform Dimension 238mmX400mm(WxD) T slot 12mm	Order no. and description	Specification	Picture
	CF250B06-05A Quick clamping vise set	Max. clamping capacity 100mmX90mm(DxH) Vise width 50mm 3HP Max. cutting capacity Ø70mm 5HP Max. cutting capacity Ø90mm	
	CF250B06-05B Separated lead screw vise set	Max. clamping capacity 110mmx90mm(DxH) Vise width 88mm 3HP Max. cutting capacity Ø70mm 5HP Max. cutting capacity Ø90mm	
	CF250B06-05C Lead screw vise set (long type)	Max. clamping capacity 120mmX90mm(DxH) Vise width 80mm 3HP Max. cutting capacity Ø70mm 5HP Max. cutting capacity Ø90mm	

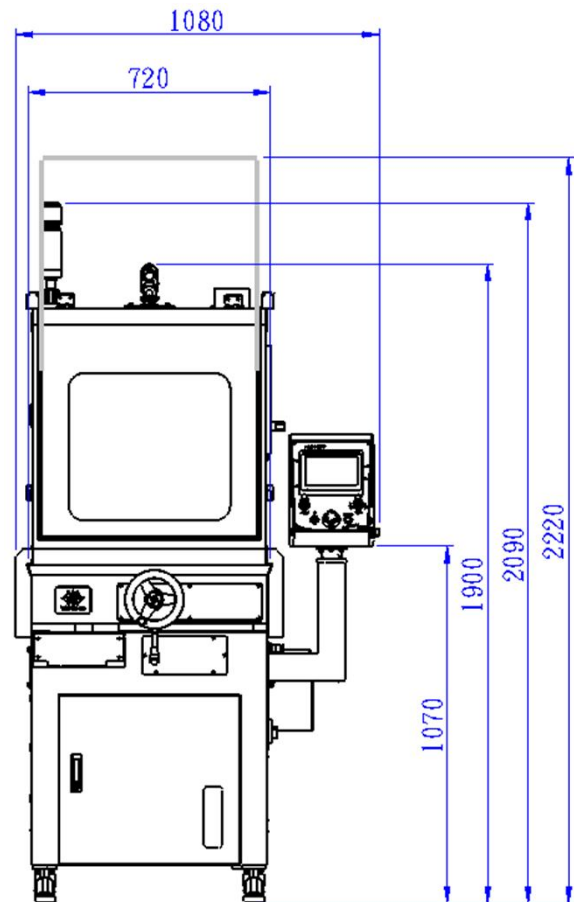
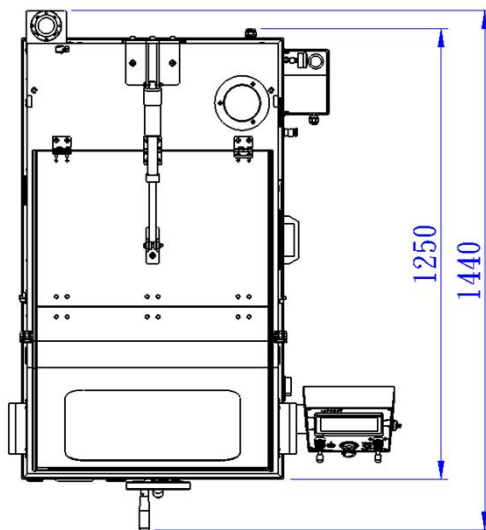
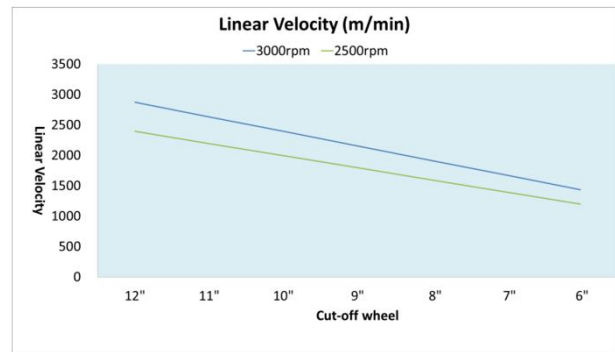
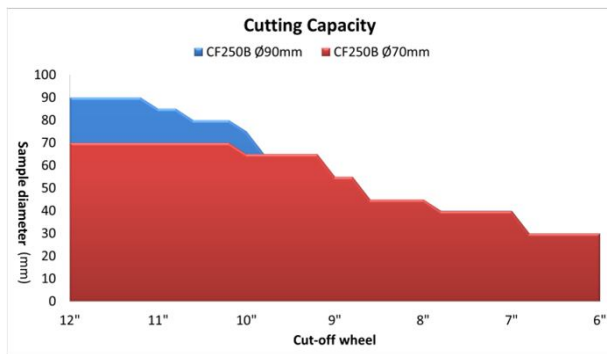
➤ Angle cutting (45°)

G2P1.DY1NCL-A-1 T slot 12mm	Order no. and description	Specification	Picture
	CF250B06-06A Angle platform set	3HP、5HP platform dimension (255mmx355mm)	

Specification

Model	CF250B	
Motor Power	3HP (2300W)	5HP(3800W)
Cutting Ability (mm)	Max. $\varnothing 70$	Max. $\varnothing 90$
Cut-Off Blade (mm)	$\varnothing 305 \times \varnothing 31.75$	
Flange (mm)	$\varnothing 60$ & $\varnothing 85$	
Feeding Rate (mm/sec)	X: 0.01~5 Z: 0.02~2	
Feeding Method	Manual	Control by joystick (X↗↘ & Z↑↓)
		Control by hand wheel (X↗↘)(Y← →)
	Auto	Control by button
		Home point return after cutting
Cutting Method	X & Z	
Rotational Speed (rpm)	3000rpm (60Hz) or 2500rpm (50Hz)	
Travel Distance (mm)	Feeding Travel Distance (X)	250
	Platform Movement (Y)	100 (Manual)
	Spindle Travel Distance (Z)	200
Coolant	1/4HP-3 \varnothing	
Water Tank Capacity (L)	80	
Machine Dimension WxDxH (mm)	1090x1440x2220	
Machine Weight (Kg)	750	
Power Supply	AC220V/380V 3 \varnothing AC200V/415V/440V (Special voltage can be customized)	
Standard Accessories	Wrench 2pcs, Cut-off wheels 2pcs, Coolant 3L	

Parameters



1. The parameter is for reference only.
2. The actual cutting capacity will be affected by cut-off wheel, material, feeding rate and vise.

Customized Function & Accessories

Customized function (optional)

Order no. & description	Specification
CK-001 Overload protection	Machine would stop working for 3 seconds when first time overload. Start to work after the electric current drop back to normal value If the machine overloads for consecutive four times, it would stop all the works automatically and return to the origin
CK-004 Variable spindle rotation speed	Frequency transformer for variable spindle rotation speed $\pm 50\%$

Magnetic filtration recirculation coolant system (optional)



Order no.	Specification
CK-003	120L
CK-003-1(160L)	160L
CK-003-2(200L)	200L

Consumables (Optional)

Cut-off Wheel



Order No.	Size	Dia. x Arbor Dia. x Thickness (mm)	Package (pcs/box)
<u>For cutting of heat treated steel-alloy tool steel</u> SKS, SKD, SKT, SK3, SUP, S45C, SCM415, SNCM439 HV495~710 (HRC50~60)			
S02A0202-1	10"	∅255x∅31.75x1.2	10
S02A0302-1	12"	∅305x∅31.75x1.2	10
<u>For cutting of non-heat treated steel</u> Carbon Steel, Stainless Steel, S-C Series Tool Steel, SK Series, SS Series Mild Steel HV380~495 (HRC40 ~ 50)			
S02B0202-1	10"	∅255x∅31.75x1.2	10
S02B0302-1	12"	∅305x∅31.75x1.2	10
<u>For cutting of hard heat treated steel</u> Special Alloy Steel, SKD, SKH, SKS3, SCM415, SACM, SNCM439 HV670~780 (HRC58 ~ 64)			
S02C0202-1	10"	∅255x∅31.75x1.2	10
S02C0302-1	12"	∅305x∅31.75x1.2	10
<u>For cutting of cast iron FC and forged cast iron</u> Cotton Series, It is more resistant to burst than other kinds of cut-off wheel HV400~780 (HRC40~63)			
S02D0202-1	10"	∅255x∅31.75x1.2	10
S02D0302-1	12"	∅305x∅31.75x1.2	10
<u>For cutting of non-ferrous metal</u> HV45~196 (HRB10~93)			
S02E0202-1	10"	∅255x∅31.75x1.2	10
S02E0302-1	12"	∅305x∅31.75x1.2	10
<u>For cutting of bakelite, plastic, resin, mounting specimen, sapphire, tungsten steel, aluminum, copper, glass, and ceramic (aluminum oxide ceramic, zirconium oxide ceramic)</u>			
S02F0202-1	10"	∅255x∅31.75x1.2	10
S02F0302-1	12"	∅305x∅31.75x1.2	10

Coolant



Order No.	Coolant	
S01001	Oily, Emulsion(Blue Bottle Cap)	20L
S01002	Oily, Emulsion(Blue Bottle Cap)	1L

Top Tech distributors



TOP TECH    

TOP TECH MACHINES CO.,LTD

No.6-3,Siyuan Rd.,Dali,Taichung,412 Taiwan
TEL: +886-4-2406-3799 FAX:+886-4-2406-0960
E-mail:top@toptech.tw <http://www.toptech.tw>

Agent

We reserve the right to change design without notice.